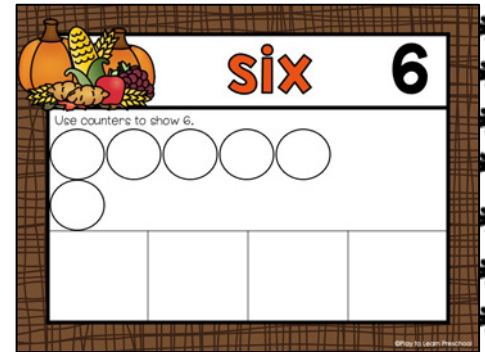

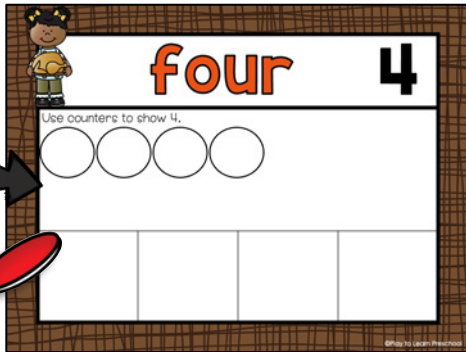


# Turkey Counting Mats



**Objective:** The students count sets to 20 and make combinations of objects to create each set.

**Preparation:** Print the number mats on cardstock and laminate. Provide erasers, counters, or other small manipulatives. Print, laminate, and cut apart the turkey pieces. There are four for each number mat.

**Procedure:** Students count the objects on the cards and place each one on the correct number mat.

## Extension Idea:

Additional mats are provided for older students who do not need counting support for the manipulatives.

