

# Circle Time Lessons & Centers

Unit  
overview

## Day 1 Mary had a Little Lamb

Introduce the nursery rhyme:

### Mary had a Little Lamb

Recite the nursery rhyme. Act out the rhyme using different animals to make a new silly rhyme.

## Day 2 Concept Sort

Sort the pictures into 2 groups. Teach the ASL sign for sheep.

## Day 3 Concept of Word

Practice concept of word on the pocket chart.

## Day 4 Grid Game

Work on pre-algebra skills with a simple grid game.

## Center Sorting

Does the item belong at school or on the farm? Sort the pictures into 2 groups.

## Bonus Take Home Mini Book

Foldable emergent reader book.

**Mary had a Little Lamb**  
Nursery Rhyme

Day 1 lesson plans

A nursery rhyme is a traditional rhyming poem or song. Teaching nursery rhymes helps young children to develop auditory skills and helps with speech development.

**Objective:**

- The students will develop listening and speaking skills by reciting a poem.

**Activities:**

- Read the poem to the students and invite the children to join you in reading it again.
- Act out the nursery rhyme by assigning 6 children to act like the little animals (lamb, chick, pig, mouse, bunny, and cat). Call on other children to be "Mary." Each one can choose a little animal part. Recite the rhyme, substituting the animal names as they choose. The little animal will follow "Mary" around as he rhymes.

**Mary had a Little Lamb**  
Concept Sort

Day 2 lesson plans

Classifying and sorting activities helps children to develop a range of thinking skills and build the foundations for later problem-solving.

**Objective:**

- The students will sort objects by property (size, shape, color, use)

**Activities:**

- Discuss what the students know about each type of animal. Can they name some big animals and some little animals?
- Students sort the picture cards into 2 groups.

**Mary had a Little Lamb**  
Concept of Word

Day 3 lesson plans

Learning that each group of letters is a word and is separated by a space teaches young children the concept of word, which is the foundation for reading and writing.

**Objective:**

- The students will demonstrate knowledge of prior concepts.

**Activities:**

- Copy the strips, or print "The \_\_\_\_\_ is \_\_\_\_\_" onto sentence strips. Print the animal pictures. Students place an animal card in the sentence and choose "big" or "little" for the end of the sentence.
- Using a pointer, students point to each word and read the sentence. Allow the students to explore the pictures and sentence strips to make new sentences.

**Mary had a Little Lamb**  
Grid Game

Day 4 lesson plans

Patterning is an important math skill which encourages higher level thinking and logic. Learning about patterns provides students with an understanding of basic mathematical relationships which is the foundation for algebra, analyzing data and solving complex math problems.

**Objective:**

- The students will notice and extend simple patterns.

**Activities:**

- Play the Mary had a Little Lamb grid game.
- To play the game:
  - 5 different colors of cards
  - 1 column has the same color. Discuss top of the column, write the teacher's name of patterns to (on and picture) to

**Big** **Little**

animals animals

**Mary had a Little Lamb**  
Sorting

**Objective:** The students will sort objects by property.

**Preparation:** Give the 2 math pictures into a file folder. Cut out and laminate the sorting pieces.

**Procedure:** Students sort pictures into 2 groups. Does the item belong at a school or on a farm?

Sorting

These belong at School

These belong on a Farm

**Mary had a Little Lamb**  
Grid Game

Which one is missing?

**Take-Home Mini Book**  
Foldable Emergent Readers

- Print a poem for each child.
- Fold the page into fourths - landscape first, then portrait. (You might glue the page together for younger children.)
- Invite students to point to the words and recite the memorized poem.

# Mary had a Little Lamb

## Nursery Rhyme

Day 1  
Lesson  
Plans



A nursery rhyme is a traditional rhyming poem or song. Teaching nursery rhymes helps young children to develop auditory skills and helps with speech development.

### Objective:

- The students will develop listening and speaking skills by reciting a poem.

### Activities:

- Read the poem to the students and invite the children to join you in reading it again.
- Act out the nursery rhyme by assigning 6 children to act like the little animals (lamb, chick, pig, mouse, bunny, and cat). Call on other children to be "Mary." Each one can choose a little animal pet. Recite the rhyme, substituting the child's name and the animal they chose. The little animal will follow "Mary" around as the rest of the class says the rhyme.



# Mary had a Little Lamb

## Concept Sort

Day 2  
lesson  
plans

Classifying and sorting activities helps children to develop a range of thinking skills and build the foundations for later problem-solving.

### Objective:

- The students will sort objects by property. (size, shape, color, use)

### Activities:

1. Discuss what the students know about each type of animal. Can they name some big animals and some little animals?
2. Students sort the picture cards into 2 groups.

#### Extension Idea:

Teach the ASL sign for **sheep**. Make the letter "V" with your right pointer and middle finger. Put your left arm flat in front of you, palm down. Take the "V" and pretend to cut the hair off the left forearm.



# Mary had a Little Lamb

## Concept of Word

Day 3  
Lesson  
Plans

Learning that each group of letters is a word and is separated by a space teaches young children the concept of word, which is the foundation for reading and writing.

### Objective:

- The students will demonstrate knowledge of print concepts.

### Activities:

- Copy the strips, or print “The \_\_\_\_\_ is” onto sentence strips. Print the animal pictures. Students place an animal card in the sentence and choose “big” or “little” for the end of the sentence.
- Using a pointer, students point to each word and read the sentence. Allow the students to explore the pictures and sentence strips to make new sentences.

The  ant is little.

The  cow is big.

The \_\_\_\_\_ is \_\_\_\_\_

The \_\_\_\_\_ is \_\_\_\_\_

The \_\_\_\_\_ is \_\_\_\_\_

# Mary had a Little Lamb

## Grid Game

Day 4  
lesson  
plans

Patterning is an important math skill which encourages higher level thinking and logic. Learning about patterns provides students with an understanding of basic mathematical relationships which is the foundation for algebra, analyzing data and solving complex math problems.

### Objective:

- The students will notice and extend simple patterns.

### Activities:

1. Play the Mary had a Little Lamb grid game.
2. To play the game.
  - Copy template page onto 5 different colors of paper.
  - Create a grid where each column has the same item, and each row is the same color. Discuss the pattern and relationship of the cards.
  - Students close their eyes while the teacher removes 1 card.
  - Students use their knowledge of patterns to determine which card (color and picture) is missing.



Which one is missing?

# Mary had a Little Lamb




## Sorting File Folder Game

**Objective:** The students will sort object by property.



**Preparation:** Glue the 2 main pictures onto a file folder. Cut out and laminate the sorting pieces.

**Procedure:** Students sort pictures into 2 groups. Does the item belong at a school or on a farm?

### Sorting



### Sorting



# Take-Home Mini Book

## Foldable Emergent Readers

1. Print a poem for each child.
2. Fold the page into fourths – landscape first, then portrait. (You might glue the page together for younger children.)
3. Invite students to point to the words and recite the memorized poem.

