

Circle Time Lessons & Centers

Unit
overview

Day 1 Baa Baa Black Sheep

Introduce the nursery rhyme:
Baa Baa Black Sheep

Recite the nursery rhyme. Change the rhyme with a word replacement activity.

Day 2 Concept of Word

Read the nursery rhyme on the pocket chart.

Day 3 Observation & Life Science

Explore items made of wool and look at real pictures of sheep.

Day 4 Beginning Sound Sort

Sort pictures into group by the beginning sound of the word.

Center Art Activity & Color Words

Color a sheep and write the corresponding color word.

Bonus Take Home Mini Book

Foldable emergent reader book.

Baa Baa Black Sheep Day 1 lesson plans
Nursery Rhyme

A nursery rhyme is a traditional rhyming poem or song. Teaching nursery rhymes helps young children to develop auditory skills and helps with speech development.

Objective:

- The students will develop listening and speaking skills by reciting a poem.

Activities:

- Recite the poem to the students and invite the children to join you in reading it again.
- Invite 2 students at a time to recite the poem, draw a card and replace the words of the original rhyme with the new phrases.

Baa Baa Black Sheep Day 2 lesson plans
Concept of Word Pocket Chart

Learning that each group of letters in a word and is separated by a space teaches young children the concept of word, which is the foundation for reading and writing.

Objectives:

- The students will demonstrate knowledge of print concepts.
- The students will identify color words.

Activities:

- Copy the strips, or print "Baa Baa Sheep" onto sentence strips.

It colored choose a complete

print to

strip, and

one and

Baa Baa Black Sheep Day 3 lesson plans
Observation and Life Science

Introducing life science and science vocabulary to young children improves their critical skills and sparks their curiosity.

Objectives:

- The students will observe objects with curiosity.
- The students will use new vocabulary.

Activities:

- Bring in some yarn and items made from wool (wool, socks, hat, blanket.) If possible, bring in some wool sheared from a sheep, or ask families to send in things made of wool.
- Look at the real pictures of the sheep. Engage in discussion questions: "Where does wool come from?" and "Have you ever seen a sheep?"

Baa Baa Black Sheep Day 4 lesson plans
Beginning Sound Sort

Classifying and sorting activities help children to develop a range of thinking skills and build the foundations for problem-solving. Letter-sound knowledge is a critical skill for young pre-readers.

Objective:

- The students will begin to make letter-sound connections.

Activity:

- Arrange the m, h, s, and a bag of wool on a poster chart. Identify the pictures of the items made of wool together as a class.

students,

ing the letter sound

color the sheep:

Baa Baa Black Sheep Day 2 lesson plans
Concept of Word Pocket Chart

Learning that each group of letters in a word and is separated by a space teaches young children the concept of word, which is the foundation for reading and writing.

Objectives:

- The students will demonstrate knowledge of print concepts.
- The students will identify color words.

Activities:

- Copy the strips, or print "Baa Baa Sheep" onto sentence strips.

It colored choose a complete

print to

strip, and

one and

Baa Baa Black Sheep Day 4 lesson plans
Beginning Sound Sort

Classifying and sorting activities help children to develop a range of thinking skills and build the foundations for problem-solving. Letter-sound knowledge is a critical skill for young pre-readers.

Objective:

- The students will begin to make letter-sound connections.

Activity:

- Arrange the m, h, s, and a bag of wool on a poster chart. Identify the pictures of the items made of wool together as a class.

students,

ing the letter sound

color the sheep:

Take-Home Mini Book

Foldable Emergent Readers

- Print a poem for each child.
- Fold the page into fourths - landscape first, then portrait. (You might give the page together for younger children.)
- Invite students to point to the words and recite the memorized poem.

Baa Baa Black Sheep

Nursery Rhyme

Day 1
Lesson
Plans

A nursery rhyme is a traditional rhyming poem or song. Teaching nursery rhymes helps young children to develop auditory skills and helps with speech development.

Objective:

- The students will develop listening and speaking skills by reciting a poem.

Activities:

- Read the poem to the students and invite the children to join you in reading it again.
- Invite 2 students at a time to recite the poem. Draw a card and replace the words of the original rhyme with the new phrases.



Word Replacement

Being able to manipulate a memorized poem (like these nursery rhymes) and replace words and phrases with new ones is an important phonological awareness skill.

- Print the following cards and make them into 2 piles.
- Invite 2 students at a time to recite the poem.
- The first student chooses a new animal.
- The second student chooses bags of wool. Then, they use their new phrases to recite the poem.

Baa Baa Silly Rhyme

student #1:
Baa baa, red pig
Have you any wool?

student #2:
Yes sir, yes sir.
10 bags full!

Baa Baa Black Sheep

Concept of Word Pocket Chart

Day 2
lesson
plans

Learning that each group of letters is a word and is separated by a space teaches young children the concept of word, which is the foundation for reading and writing.

Objectives:

- The students will demonstrate knowledge of print concepts.
- The students will identify color words.

Activities:

1. Copy the strips or print "Baa Baa _____ sheep" onto sentence strips. Print the rainbow sheep pictures.
2. Students place a different colored sheep in the pocket and choose a matching color word to complete the phrase.
3. Using a pointer, students point to each word and read the phrase.
4. Allow the students to explore and match the pictures.



Baa Baa Black Sheep

Observation and Life Science

Day 3
Lesson
Plans

Introducing life science and science vocabulary to young children improves their verbal skills and sparks their curiosity.

Objectives:

- The students will observe objects with curiosity.
- The students will use new vocabulary.

Activities:

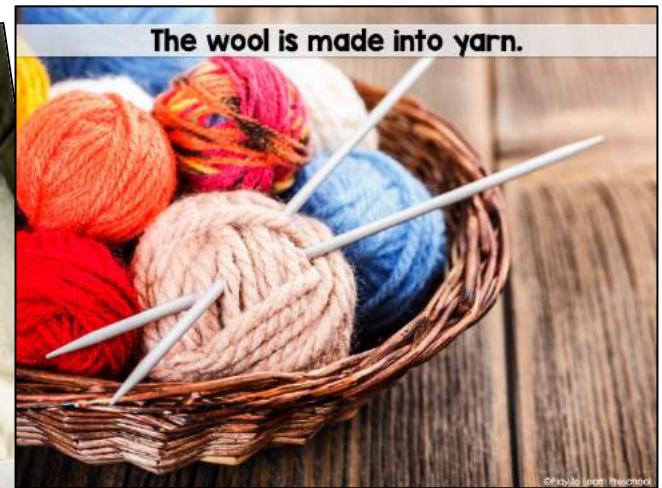
1. Bring in some yarn and items made from wool (scarf, socks, hat, blanket.) If possible, bring in wool sheared from a sheep or ask families to send in things made of wool.
2. Look at the real pictures of the sheep. Engage in discussion questions. "Where does wool come from?" and "Have you ever seen a sheep?"



Sheep are covered in wool.



Farmers shear the sheep.



The wool is made into yarn.

Baa Baa Black Sheep

Beginning Sound Sort

Day 4
Lesson
Plans

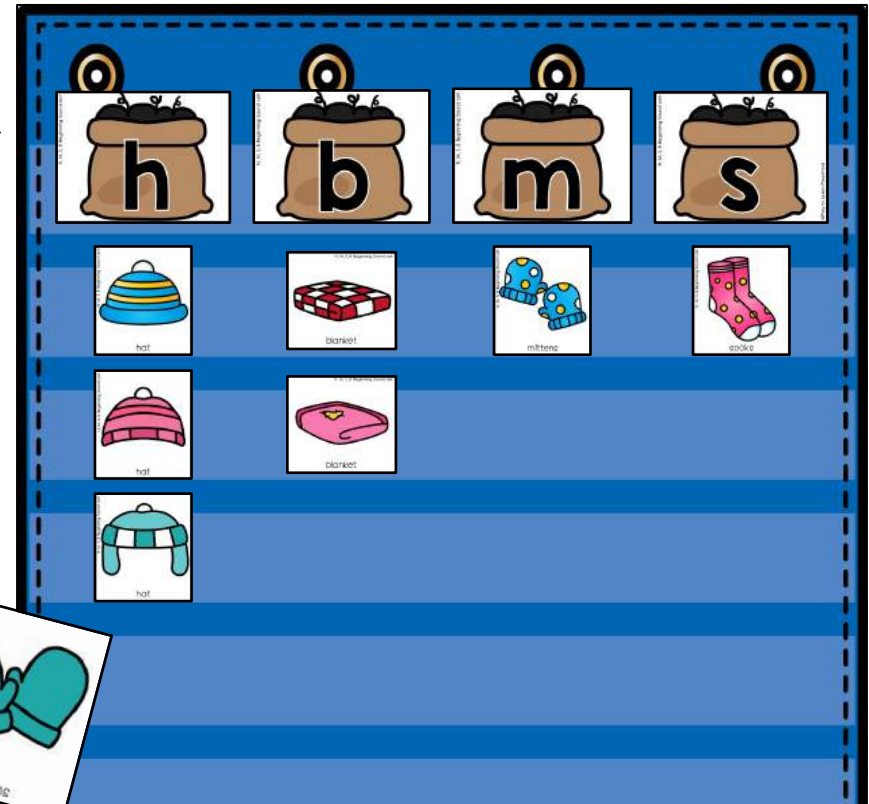
Classifying and sorting activities help children to develop a range of thinking skills and build the foundations for problem-solving. Letter sound knowledge is a critical skill for young pre-readers.

Objective:

- The students will begin to make letter-sound connections.

Activity:

- Arrange the m, h, b, and s bags of wool on a pocket chart. Identify the pictures of the items made of wool together as a class. Pass out the cards to the students.
- Students take turns making the letter sound and putting their picture under the correct bag of wool.



Extension Idea:

Invite students to search for items around the room that are black, like the sheep in the nursery rhyme.


Baa Baa Black Sheep

Art Activity and Color Words

Objective: The students will understand the purpose of writing.

Preparation: Make copies of the blank sheep page for each student. Provide paint and cotton balls.

Procedure: Students choose 1 color paint and paint the sheep by dabbing the cotton ball into the paint and then onto the sheep. When the picture is dry, students choose a color word card then copy that color word onto their picture.



Take-Home Mini Book

Foldable Emergent Readers

1. Print a poem for each child.
2. Fold the page into fourths – landscape first, then portrait. (You might glue the page together for younger children.)
3. Invite students to point to the words and recite the memorized poem.



Have you any wool?



Yes, sir. Yes, sir

