


# 12 Folder Games Included

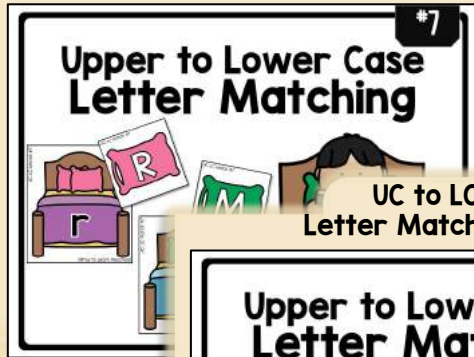
UC to LC  
Letter Matching 1



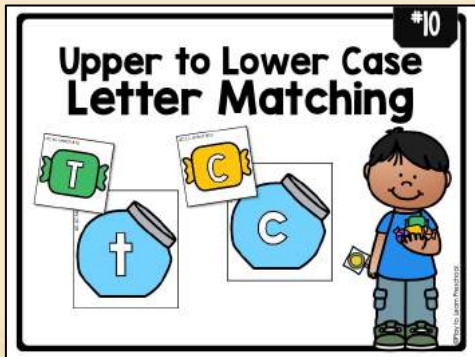
UC to LC  
Letter Matching 4



UC to LC  
Letter Matching 7



UC to LC  
Letter Matching 10



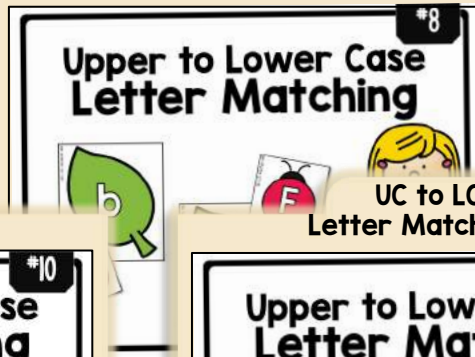
UC to LC  
Letter Matching 2



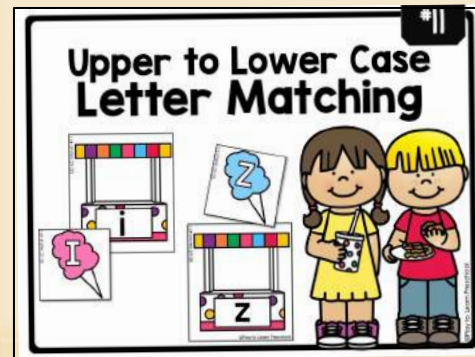
UC to LC  
Letter Matching 5




UC to LC  
Letter Matching 8



UC to LC  
Letter Matching 11



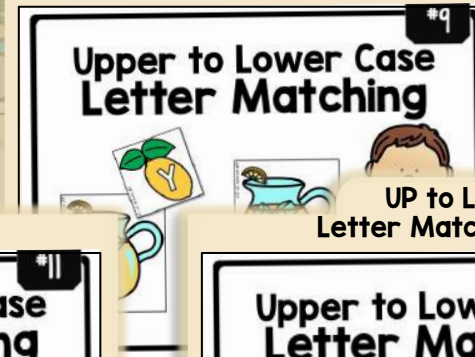
UP to LC  
Letter Matching 3



UP to LC  
Letter Matching 6



UP to LC  
Letter Matching 9



UP to LC  
Letter Matching 12




# Upper to Lower Case Letter Matching

## File Folder Games


**Objective:** The students will recognize letters of the alphabet.

**Preparation:** Print each page. Choose 12 letters to include on each folder and discard the rest. Attach the cover to the front of a file folder. Attach the work mats to the inside of the file folder. Laminate and cut the game pieces. Place in a baggie attached to the back of the folder.


**Procedure:** The students choose and identify a lower case letter, then match it to the upper case letter in the folder.




# Upper to Lower Case Letter Matching




UC-LC Match #1




UC-LC Match #1



UC-LC Match #1




UC-LC Match #1



UC-LC Match #1



UC-LC Match #1



UC-LC Match #1



UC-LC Match #1



UC-LC Match #1



UC-LC Match #1



UC-LC Match #1




UC-LC Match #1




UC-LC Match #1




UC-LC Match #1



UC-LC Match #1



UC-LC Match #1



UC-LC Match #1



UC-LC Match #1

