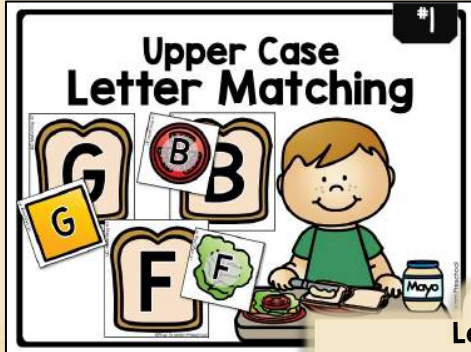


# 8 Folder Games Included

Upper Case  
Letter Matching 1



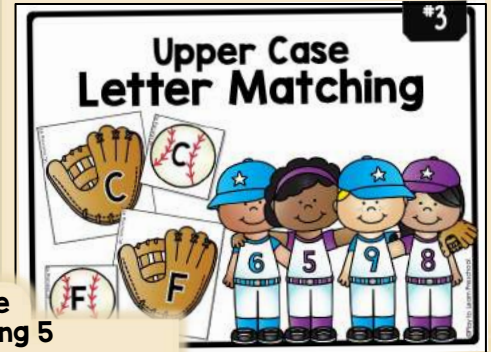
Upper Case  
Letter Matching 4

Upper Case  
Letter Matching 2



Upper Case  
Letter Matching 5

Upper Case  
Letter Matching 3

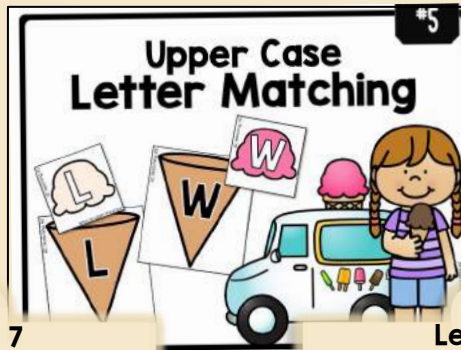


Upper Case  
Letter Matching



Upper Case  
Letter Matching 7

Upper Case  
Letter Matching



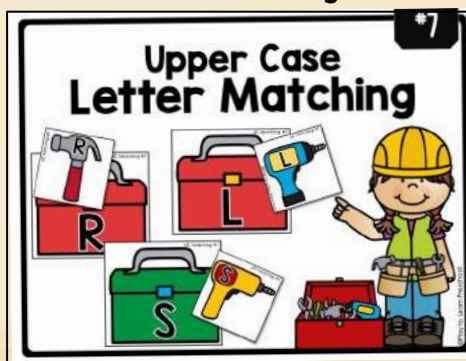
Upper Case  
Letter Matching 8

Upper Case  
Letter Matching 6


Upper Case  
Letter Matching



Upper Case  
Letter Matching



Upper Case  
Letter Matching



# Upper Case Letter Matching

## File Folder Games


**Objective:** The students will recognize letters of the alphabet.

**Preparation:** Print each page. Choose 12 letters to include on each folder and discard the rest. Attach the cover to the front of a file folder. Attach the work mats to the inside of the file folder. Laminate and cut the game pieces. Place in a baggie attached to the back of the folder.

**Procedure:** The students choose and identify a letter piece, then match it to the letter in the folder.




# Upper Case Letter Matching







UC Matching #1




UC Matching #1



UC Matching #1




UC Matching #1



UC Matching #1



UC Matching #1



UC Matching #1



UC Matching #1



UC Matching #1



UC Matching #1



UC Matching #1



UC Matching #1



UC Matching #1



UC Matching #1



UC Matching #1



UC Matching #1



UC Matching #1



UC Matching #1

