
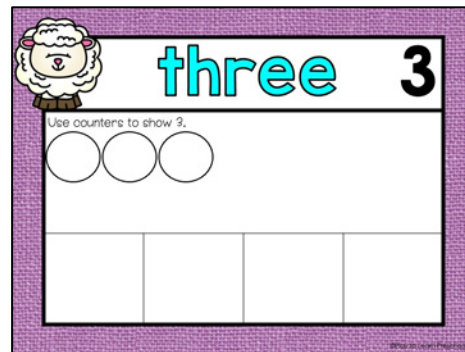
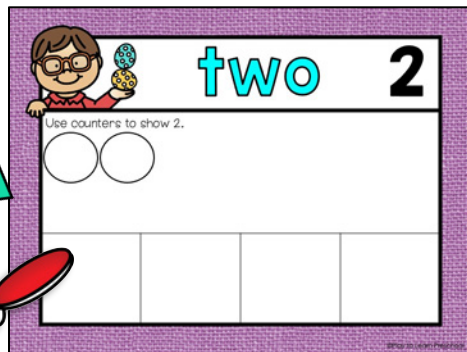
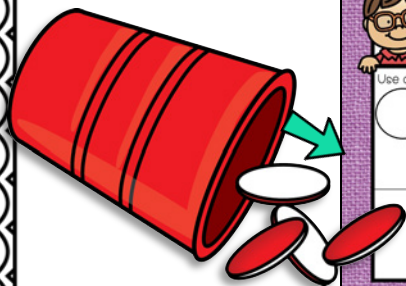


Easter Counting Mats



Objective: The students count sets to 20 and make combinations of objects to create each set.

Preparation: Print the number mats on cardstock and laminate. Provide erasers, counters, or other small manipulatives. Print, laminate, and cut apart the egg pieces. There are four for each number mat.

Procedure: Students count the objects on the cards and place each one on the correct number mat.

Extension Idea:

Additional mats are provided for older students who do not need counting support for the manipulatives.

