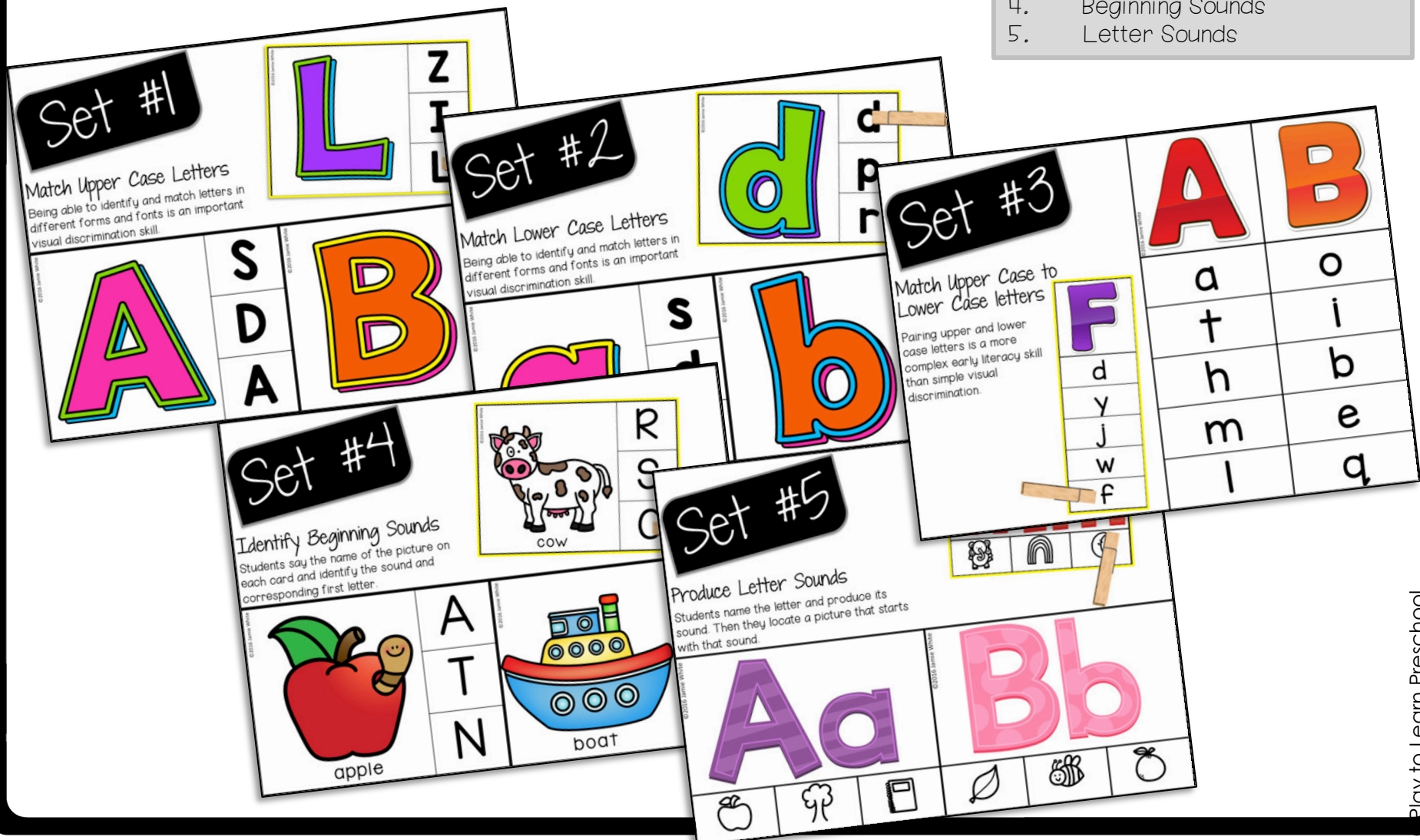


# Alphabet Clip Cards

- **Print** the Alphabet Clip Cards.
- **Mat, Laminate,** and **Cut** apart.
- Students clip **clothes pins** onto the correct space.

## Includes 5 Sets:

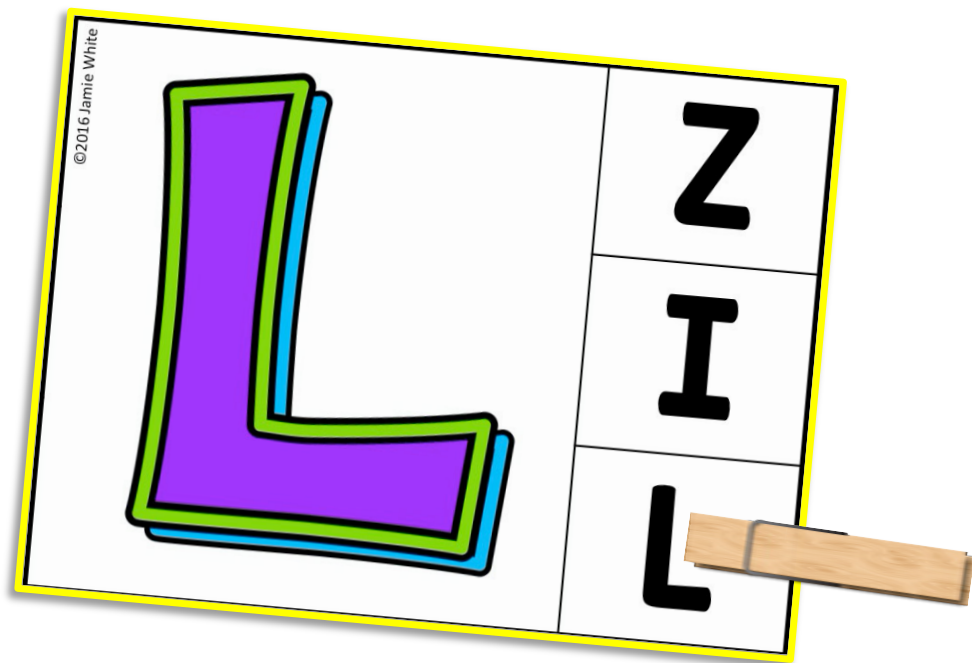
1. Upper Case Matching
2. Lower Case Matching
3. Upper to Lower Matching
4. Beginning Sounds
5. Letter Sounds



# Set #1

## Match Upper Case Letters

Being able to identify and match letters in different forms and fonts is an important visual discrimination skill.



S

D

A



B


E

W

# Set #2

## Match Lower Case Letters

Being able to identify and match letters in different forms and fonts is an important visual discrimination skill.



s

d

a



b


e

w

# Set #3

## Match Upper Case to Lower Case letters

Pairing upper and lower case letters is a more complex early literacy skill than simple visual discrimination.



©Play to Learn Preschool



a

o

t

i

h

b

m

e



l

q

# Set #4

## Identify Beginning Sounds

Students say the name of the picture on each card and identify the sound and corresponding first letter.




apple

A

T

N

©Play to Learn Preschool



boat

M

K


B



# Set #5

## Produce Letter Sounds

Students name the letter and produce its sound. Then they locate a picture that starts with that sound.



Aa



Bb

