

Upper Case

Letter Matching Folder Games



by Jamie White



Directions

Each game consists of 3 components:



Cover Page

(Glue to the front of the folder.)

#3

12 Matching Pictures

(Cut apart and store in an envelope on the back of the folder)



#2



Anchor Letters

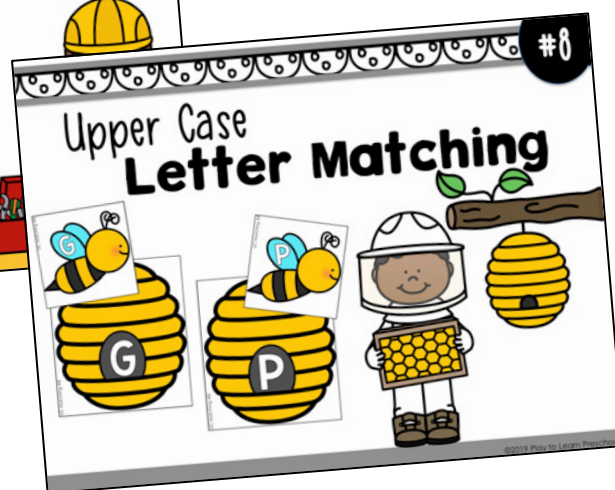

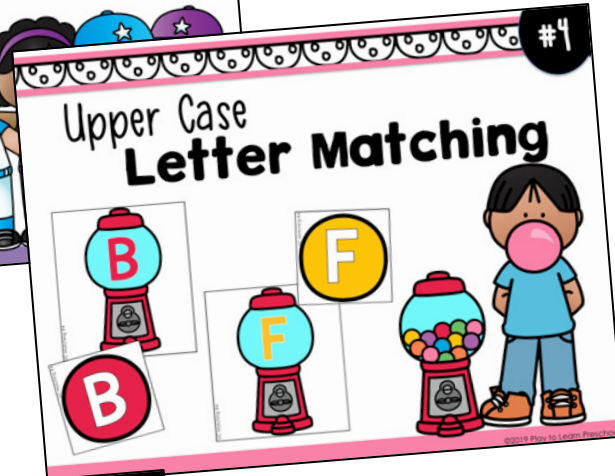
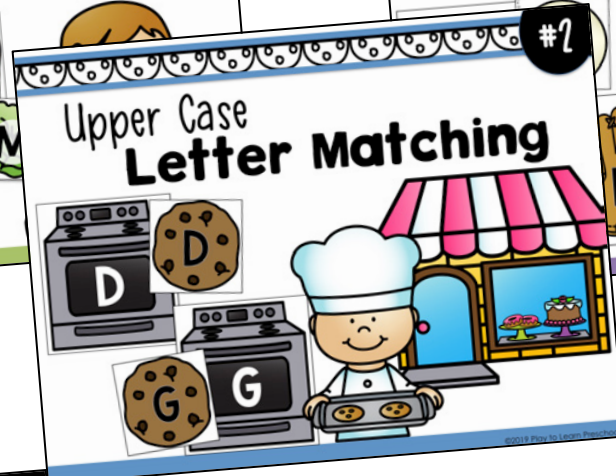
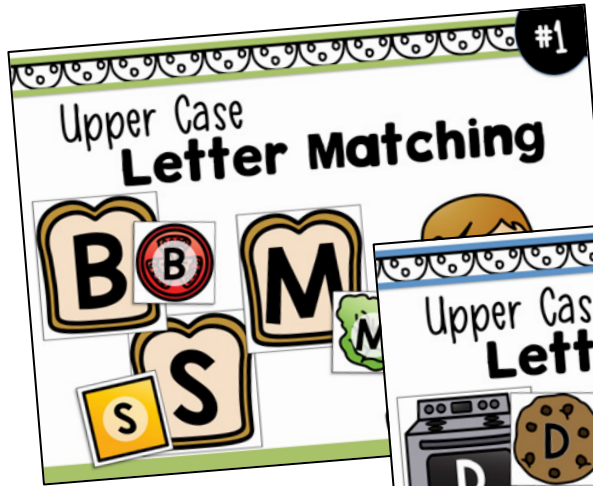
(Cut apart and glue to the inside of the folder.)

Objective:


The student will match and identify the upper case letters.

Contents


Includes **8** folder games:




Upper Case Letter Matching




UC Matching #1




UC Matching #1




UC Matching #1




UC Matching #1




UC Matching #1




UC Matching #1



UC Matching #1



UC Matching #1




UC Matching #1




UC Matching #1






UC Matching #1



UC Matching #1







Upper Case Letter Matching




UC Matching #2




UC Matching #2




UC Matching #2




UC Matching #2




UC Matching #2




UC Matching #2




UC Matching #2




UC Matching #2




UC Matching #2




UC Matching #2




UC Matching #2



UC Matching #2



UC Matching #2



UC Matching #2




UC Matching #2




UC Matching #2




UC Matching #2




UC Matching #2




UC Matching #2




UC Matching #2




UC Matching #2



UC Matching #2



UC Matching #2



UC Matching #2




Upper Case Letter Matching




UC Matching #3



UC Matching #3



UC Matching #3



UC Matching #3



UC Matching #3



UC Matching #3



UC Matching #3



UC Matching #3



UC Matching #3



UC Matching #3



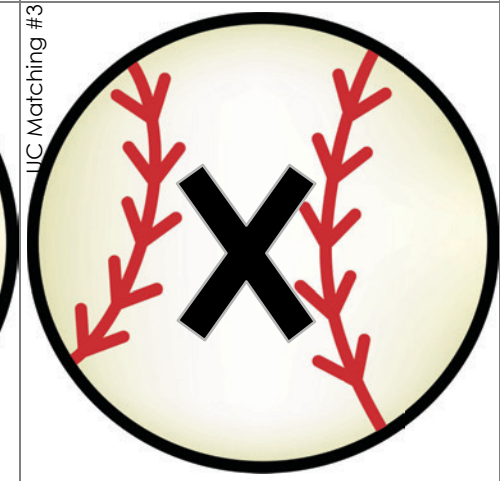


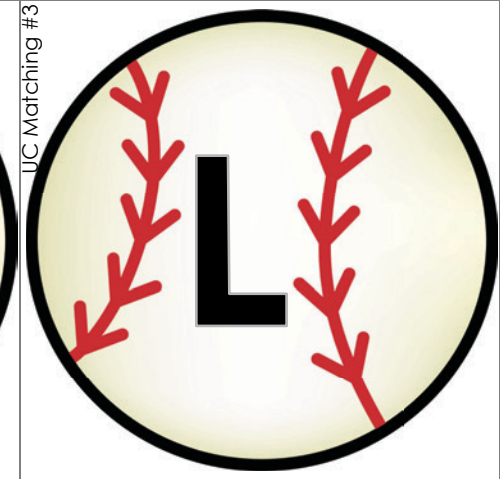





UC Matching #3





UC Matching #3







Upper Case Letter Matching




UC Matching #4




UC Matching #4




UC Matching #4




UC Matching #4




UC Matching #4




UC Matching #4



UC Matching #4




UC Matching #4




UC Matching #4




UC Matching #4







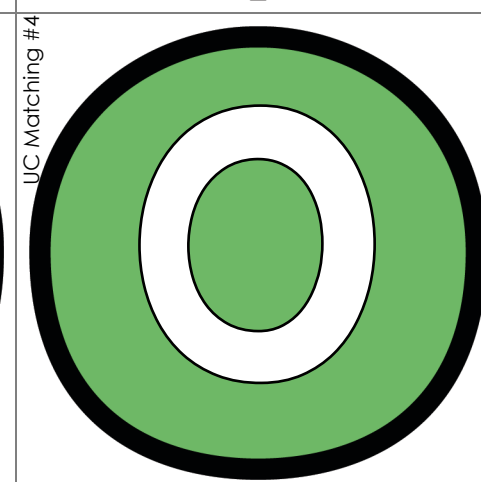





UC Matching #4





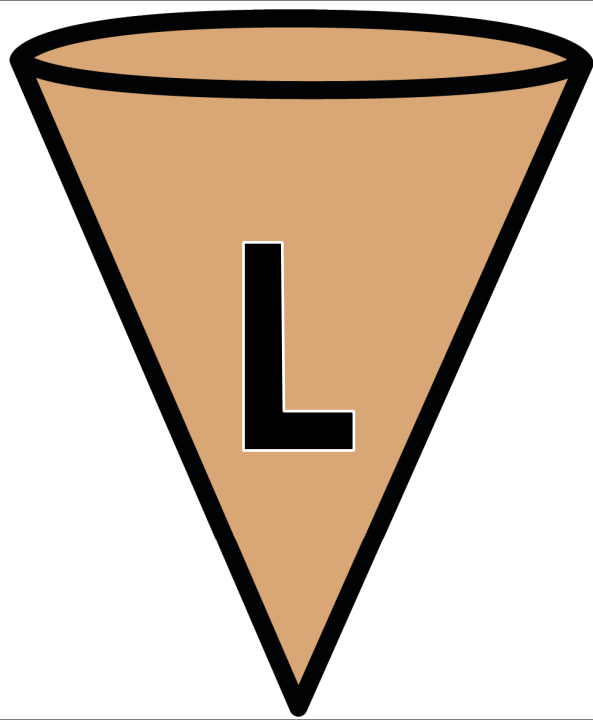
UC Matching #4






Upper Case Letter Matching

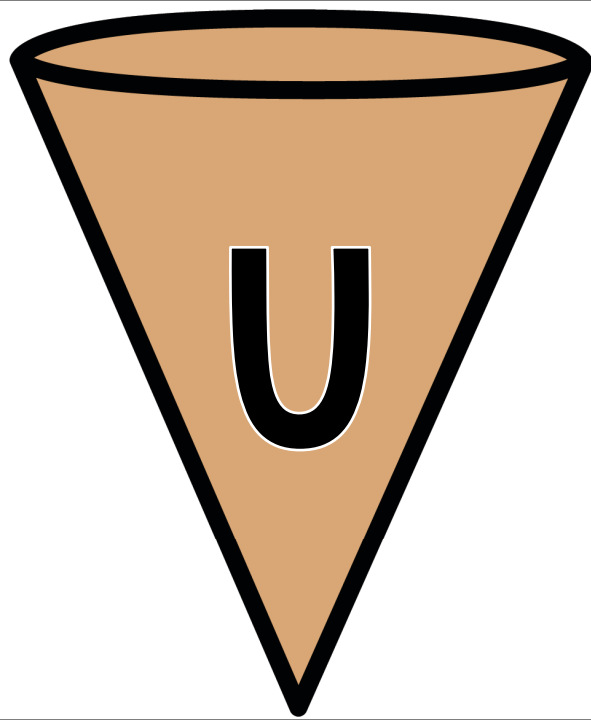





UC Matching #5




UC Matching #5




UC Matching #5




UC Matching #5



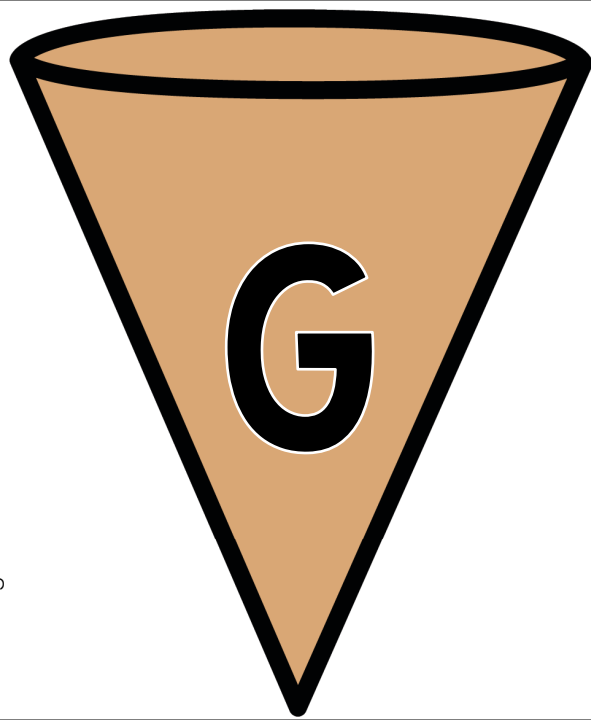
UC Matching #5




UC Matching #5



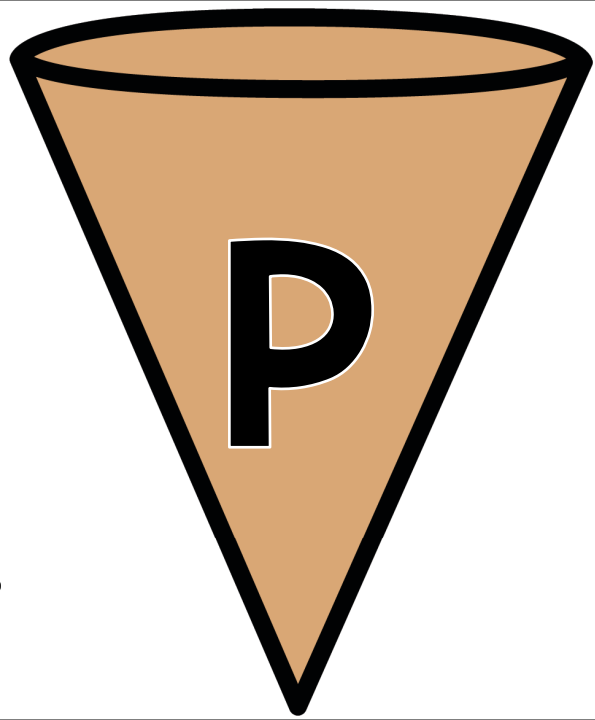
UC Matching #5




UC Matching #5




UC Matching #5



UC Matching #5




UC Matching #5



UC Matching #5

UC Matching #5




UC Matching #5




UC Matching #5



UC Matching #5



UC Matching #5




UC Matching #5




UC Matching #5



UC Matching #5



UC Matching #5




UC Matching #5



UC Matching #5




UC Matching #5




Upper Case Letter Matching



UC Matching #6




UC Matching #6



UC Matching #6




UC Matching #6



UC Matching #6



UC Matching #6



UC Matching #6



UC Matching #6



UC Matching #6




UC Matching #6




UC Matching #6



UC Matching #6



UC Matching #6




UC Matching #6




UC Matching #6




UC Matching #6




UC Matching #6




UC Matching #6




UC Matching #6



UC Matching #6



UC Matching #6



UC Matching #6





UC Matching #6




UC Matching #6



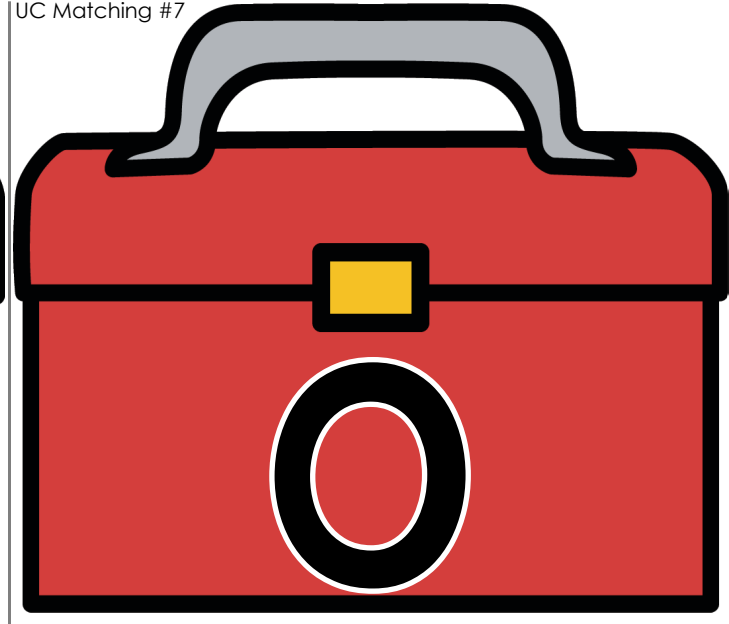
Upper Case Letter Matching



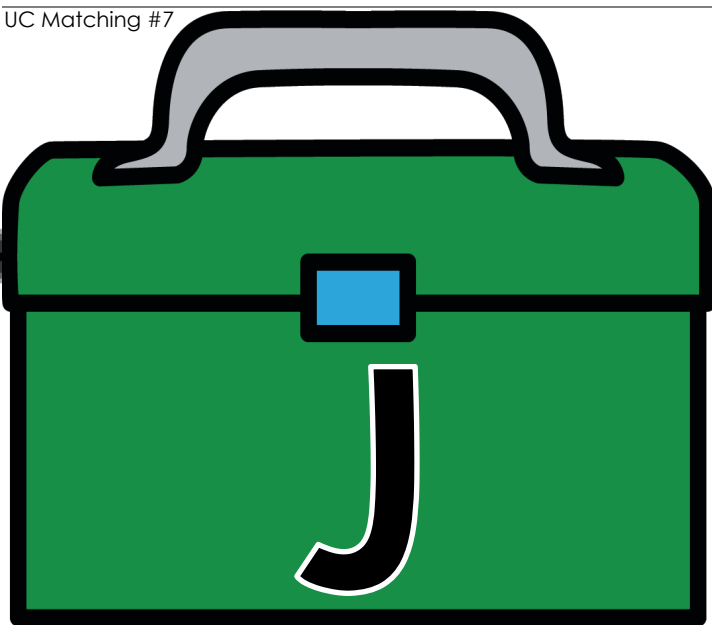
UC Matching #7




UC Matching #7



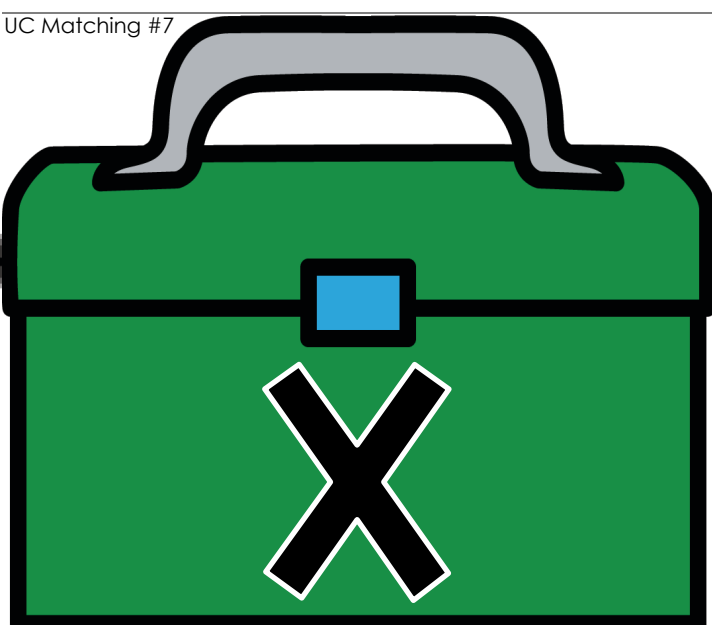
UC Matching #7



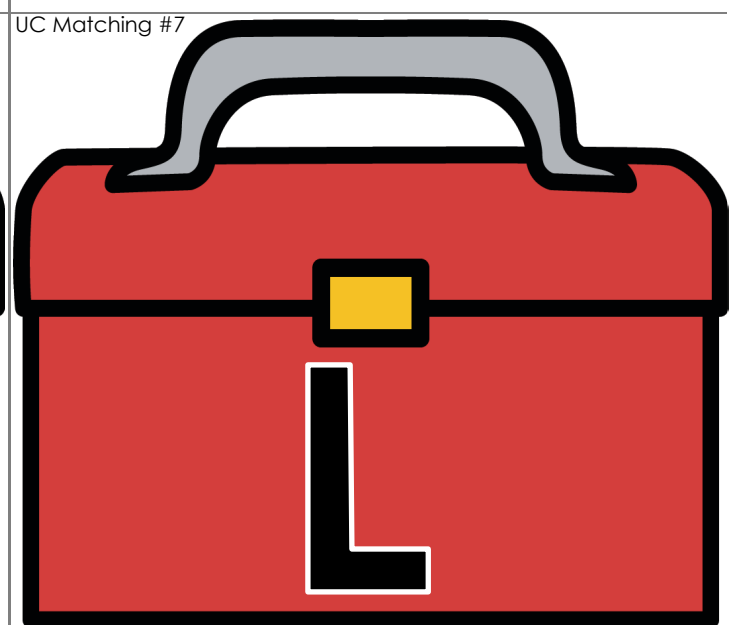
UC Matching #7



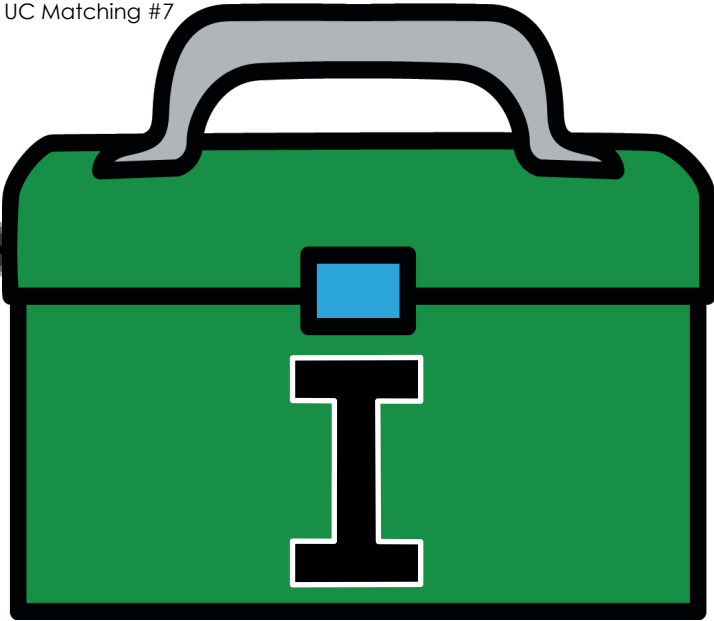
UC Matching #7




UC Matching #7



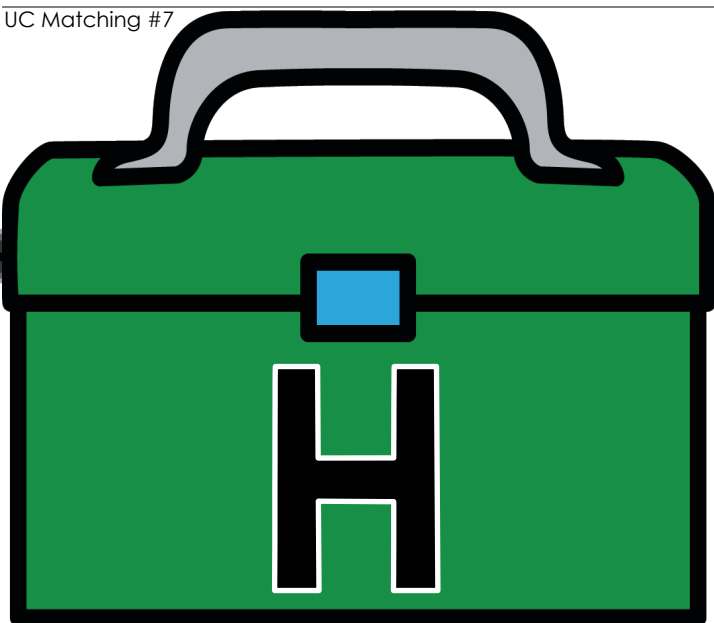
UC Matching #7




UC Matching #7



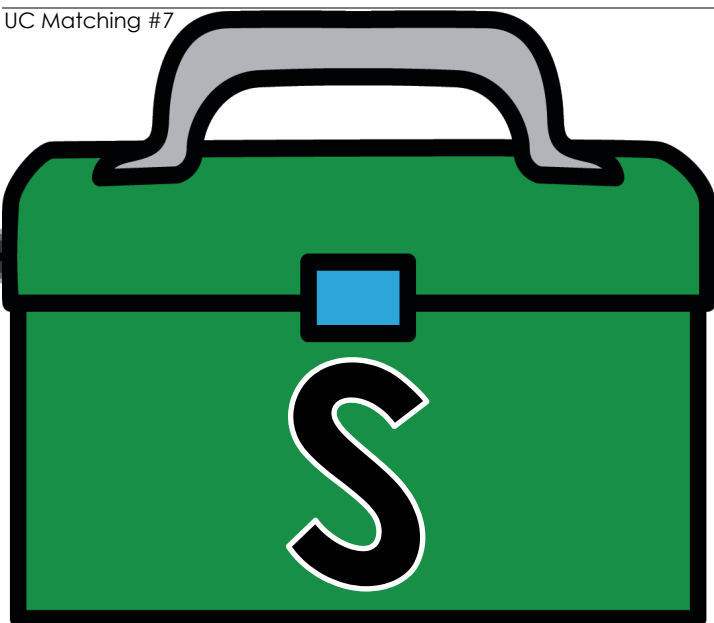
UC Matching #7




UC Matching #7




UC Matching #7




UC Matching #7

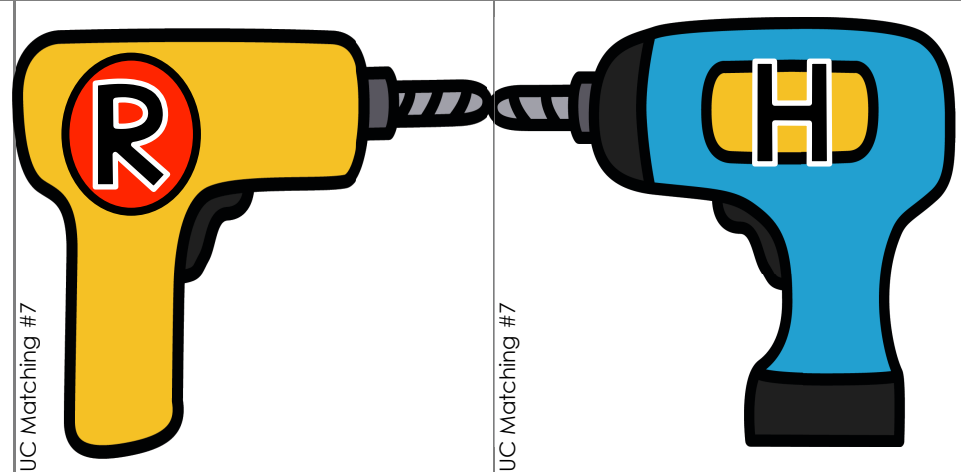





UC Matching #7




UC Matching #7




UC Matching #7



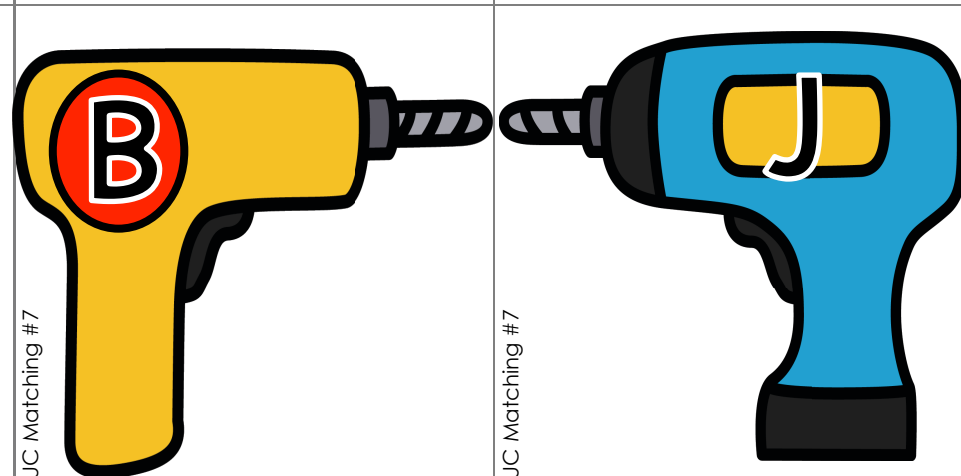
UC Matching #7




UC Matching #7



UC Matching #7




UC Matching #7



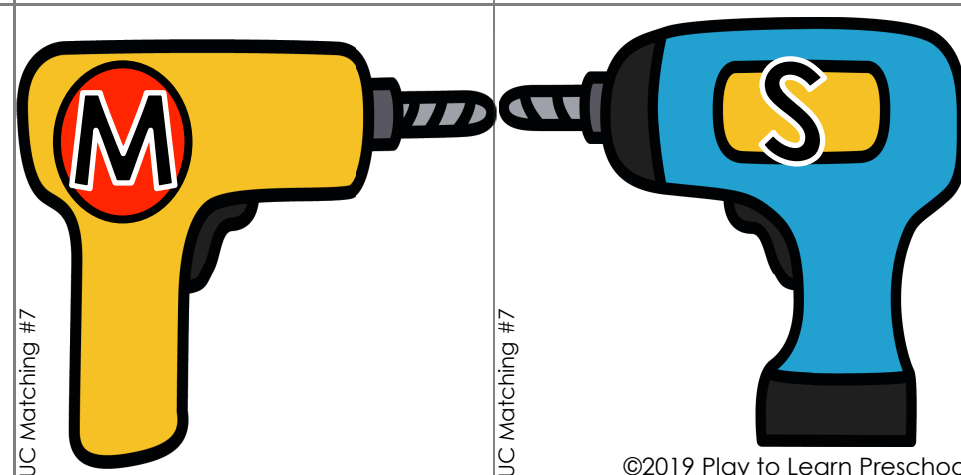
UC Matching #7




UC Matching #7



UC Matching #7





UC Matching #7




UC Matching #7


Upper Case Letter Matching




UC Matching #8




UC Matching #8




UC Matching #8




UC Matching #8




UC Matching #8




UC Matching #8




UC Matching #8




UC Matching #8




UC Matching #8




UC Matching #8















UC Matching #8



UC Matching #8





You will also like:

Write & Wipe

Alphabet Practice

Write & Wipe Alphabet Pages



Children practice writing the letters with a dry erase marker.

Connect:



[Newsletter](#)

[Facebook](#)

[Instagram](#)

[Blog](#)

[Pinterest](#)

Credit:

These talented artists made this possible.



kimberly
geswein
fonts



Terms of Use:

- You may use this resource in your own classroom with your own students.
- You may not post this file to any file sharing website (DropBox, Google Drive, Facebook, Amazon, etc.), email it to anyone or claim it as your own work.