

Word Families

Carpet Games

-in

Each of these ends the same.



pin
ends with in



win
ends with in




bin
ends with in




chin
ends with in


Choose a picture in the **-in** game!



fin
ends with in



pin
ends with in



tin
ends with in



win
ends with in



bin
ends with in



chin
ends with in

Perfect for Circle Time



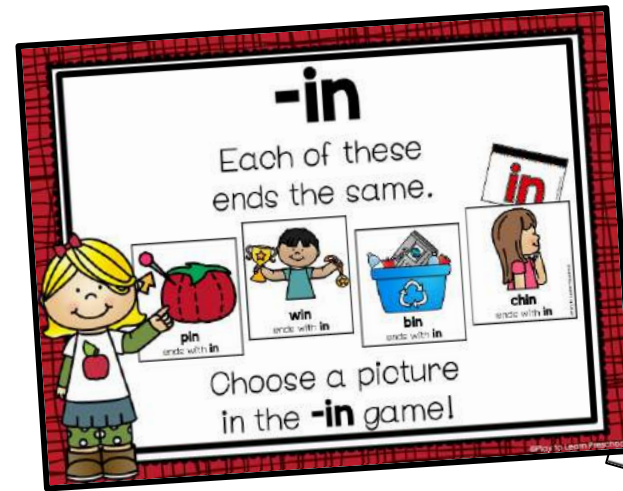
Play to Learn Preschool



Word Family Games

15 GAMES
blends
&
digraphs

- 1 Choose a word family game. You can play on the carpet or in a pocket chart.
- 2 Have the students identify the 6 pictures that belong to that word family.
- 3 Explain that all the pictures end with the same sound. Show the word family letters. (Choose from the pictures on pages 3 – 4.)
- 4 Hide the letters under 1 of the pictures. Recite the poem together.
- 5 Students take turns choosing a picture to see if the letters are hiding underneath.
- 6 After the letters are found, hide them again and recite the poem. Repeat the fun!



16 games included

-ad


Let's all play the **-ad** game.



ad

-ed


The **-ed** is hiding. Where can it be?



ed

-in

Each of these ends the same.



in


-og

The **-og** is hiding. Where can it be?



og

Choose a picture. Let's look and see!



log ends with og
dog ends with og
fog ends with og
jog ends with og

-an


Let's all play the **-an** game!



an

-en


Choose a picture and make its sound.



en


-ip

Can you find the **-ip**? Where can it be?




ip

The **-op** is hiding. Where can it be?



op


Choose a picture. Let's look and see!



top ends with op
hop ends with op
pop ends with op
chop ends with op

-ap

Choose a picture and make its sound.



ap

-et


Let's all play the **-et** game.



et

-it

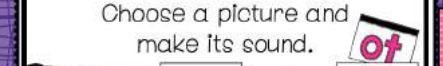
Choose a picture and make its sound.



it

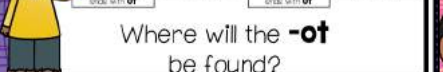
-ot

Choose a picture and make its sound.



ot

Where will the **-ot** be found?



hot ends with ot
rot ends with ot
dot ends with ot
pot ends with ot

-at

Each of these ends the same.



at

-ig

Let's all play the **-ig** game.



ig

-ob

Let's all play the **-ob** game.



ob

-ug

Can you find the **-ug**? Where can it be?



ug

Choose a picture. Let's look and see!



bug ends with ug
dug ends with ug
mug ends with ug
tug ends with ug

ad

an

ap

at

ed

en

et

ig

in

ip

it

ob

og



op

ot


ug

-ad

Let's all play
the **-ad** game.




Each of these pictures
ends the same!





sad

ends with **ad**



dad

ends with **ad**



mad

ends with **ad**




pad

ends with **ad**



bad

ends with **ad**




lad

ends with **ad**


-an

Let's all play
the **-an** game!




Each of these pictures
ends the same!





can

ends with **an**




fan

ends with **an**



pan

ends with **an**




man

ends with **an**



van

ends with **an**

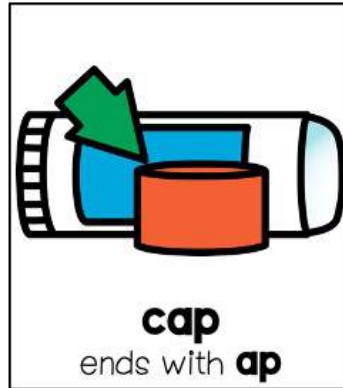



ran


ends with **an**

-ap


Choose a picture and
make its sound.



Where will the
-ap be found?



cap
ends with **ap**



map
ends with **ap**



nap
ends with **ap**



tap
ends with **ap**






lap
ends with **ap**




yap
ends with **ap**

-at

Each of these
ends the same.




Choose a picture
in the **-at** game!




cat

ends with **at**




hat

ends with **at**



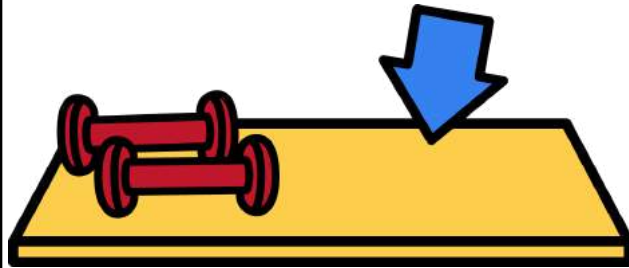
bat

ends with **at**



rat

ends with **at**



mat

ends with **at**

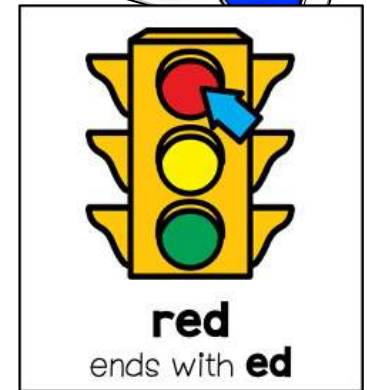



pat

ends with **at**


-ed

The **-ed** is hiding.
Where can it be?



Choose a picture.
Let's look and see!






bed

ends with **ed**




fed

ends with **ed**



led

ends with **ed**




red

ends with **ed**



wed

ends with **ed**


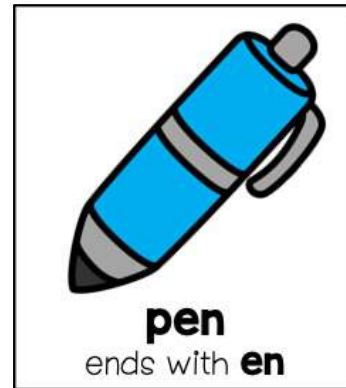



shed


ends with **ed**


-en

Choose a picture and
make its sound.



Where will the **-en**
sound be found?






hen

ends with **en**



den

ends with **en**



men

ends with **en**




pen

ends with **en**



ten

ends with **en**



zen

ends with **en**

-et

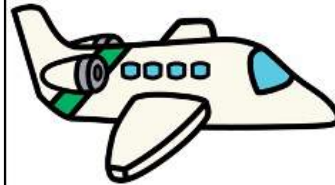
Let's all play
the **-et** game.



et



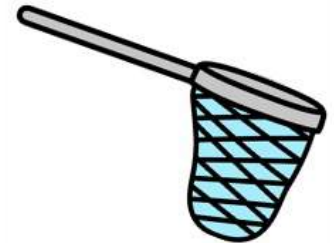
pet
ends with **et**



jet
ends with **et**




vet
ends with **et**




net
ends with **et**

Each of these pictures
ends the same!




pet
ends with **et**



jet
ends with **et**



get
ends with **et**



net
ends with **et**





vet
ends with **et**




wet
ends with **et**

-ig

Let's all play
the **-ig** game.



Each of these pictures
ends the same!



©Play to Learn Preschool




big

ends with **ig**




dig

ends with **ig**



pig

ends with **ig**




fig

ends with **ig**



rig

ends with **ig**




wig


ends with **ig**


-in

Each of these
ends the same.




Choose a picture
in the **-in** game!






fin

ends with **in**



pin

ends with **in**



tin

ends with **in**




win

ends with **in**



bin

ends with **in**






chin


ends with **in**

-ip


Can you find the **-ip**?
Where can it be?




Choose a picture.
Let's look and see!



dip
ends with **ip**



lip
ends with **ip**




rip
ends with **ip**



sip
ends with **ip**




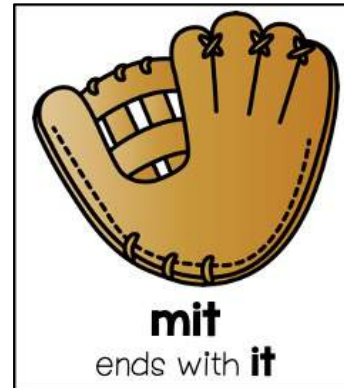
zip
ends with **ip**



tip
ends with **ip**

-it

Choose a picture and
make its sound.




Where will the **-it**
be found?




bit

ends with **it**



fit

ends with **it**




hit

ends with **it**



kit

ends with **it**



mit

ends with **it**


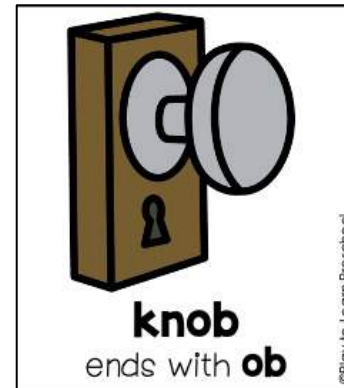


sit

ends with **it**

-ob

Let's all play
the **-ob** game.




Each of these pictures
ends the same!





bob
ends with **ob**



cob
ends with **ob**




job
ends with **ob**



rob
ends with **ob**




sob
ends with **ob**



knob
ends with **ob**

-og

The **-og** is hiding.
Where can it be?



log
ends with **og**



dog
ends with **og**




fog
ends with **og**



jog
ends with **og**

Choose a picture.
Let's look and see!






dog

ends with **og**



fog

ends with **og**



hog

ends with **og**




jog

ends with **og**



log

ends with **og**



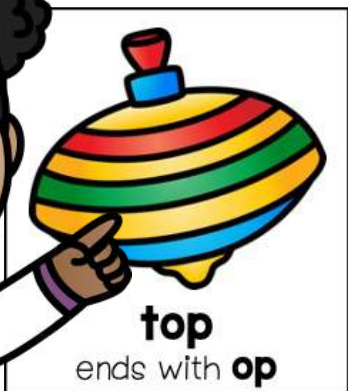


cog

ends with **og**

-op

The **-op** is hiding.
Where can it be?




Choose a picture.
Let's look and see!





top
ends with **op**



hop
ends with **op**



pop
ends with **op**



mop
ends with **op**



chop
ends with **op**



shop
ends with **op**


-ot

Choose a picture and
make its sound.




hot

ends with **ot**



rot

ends with **ot**



dot

ends with **ot**



pot


ends with **ot**

Where will the **-ot**
be found?



hot

ends with **ot**




dot

ends with **ot**




pot

ends with **ot**




rot

ends with **ot**



cot

ends with **ot**




knot


ends with **ot**


-ug

Can you find the **-ug**?
Where can it be?



Choose a picture.
Let's look and see!






bug

ends with **ug**



dug

ends with **ug**



hug

ends with **ug**



jug

ends with **ug**



mug

ends with **ug**



tug

ends with **ug**

More activities

like this one for Circle Time:

Connect:



[Newsletter](#)

[Facebook](#)

[Instagram](#)

[Blog](#)

[Pinterest](#)

Blends & Digraphs

Carpet Games

Credit:

These talented artists made this possible.



kimberly
geswein
fonts



Terms of Use:


Play to Learn resources are for personal classroom and home use only. They may not be used commercially.

YES:

- You may use this resource at home with your own children or in your classroom with your own students.
- You may print copies for your own children or students.
- You may send printed copies home with your students.
- You may use these lessons yourself to provide virtual teaching videos for your own students who might be learning at home.

NO:

- You may NOT post this file to any file sharing website. (DropBox, Google Drive, Facebook, Amazon, SeeSaw, etc.)
- You may NOT resell these resources.
- You may NOT send these PDFs via email for students to print at home.
- You may NOT share these PDFs with colleagues via email or otherwise.
- You may not claim these resources or ideas as your own.
- You may NOT use these resources to teach lessons that you **sell** online. (Teaching your own students – great. Selling these lessons, even if you do them yourself, online – not permitted.) This includes OutSchool and similar platforms.



Perfect for Circle Time

Play to Learn Preschool



Learn the blends and digraph sounds with these carpet games.